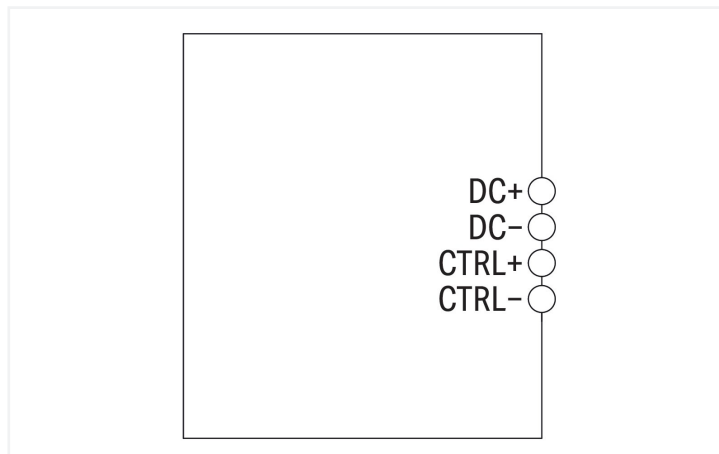


## Data Sheet | Item Number: 787-871

Lead-acid AGM battery module; 24 VDC input voltage; 20 A output current; 3.2 Ah capacity; with battery control

<https://www.wago.com/787-871>



### Features:

- Lead-acid, absorbed glass mat (AGM) battery module for uninterruptible power supply (UPS)
- Can be connected to both 787-870 or 787-875 UPS Charger and Controller, as well as to the 787-1675 Power Supply with integrated UPS charger and controller
- Parallel operation provides higher buffer time
- Built-in temperature sensor
- Mounting plate via continuous carrier rail
- Battery-Control (from manufacturing no. 213987) detects both battery life and battery type

### Notes

Note For parallel connection, please switch battery capacity setting to "OFF" in the UPS charger and controller.

### Technical data

Input		Output	
Nominal input voltage $U_{i, \text{nom}}$	DC 24 V	Nominal output voltage $U_{o, \text{nom}}$	DC 24 V
		Nominal output current $I_{o, \text{nom}}$	20 A

Energy storage systems		Signaling and communication	
Charging current	$\leq 0.8 \text{ A}$	Signaling	Battery control (C+; C-)
End-of-charge voltage	DC 27 V (25 °C)		

Circuit protection	
Internal fuse	T 25 A

### Safety and protection

Protection class	III
Protection type	IP20; per EN 60529
Pollution degree	2
Parallel operation	Yes
Series operation	No
MTBF	> 500,000 h (per IEC 61709)
Service life (typ.)	5 / 4 / 2 a (20 / 30 / 40 °C)

### Connection data

Connection type 1	Input/output/battery control
Connection technology	CAGE CLAMP®
WAGO connector	WAGO 231 Series
Solid conductor	0.08 ... 2.5 mm <sup>2</sup> / 28 ... 12 AWG
Fine-stranded conductor	0.08 ... 2.5 mm <sup>2</sup> / 28 ... 12 AWG
Strip length	8 ... 9 mm / 0.31 ... 0.35 inches
Cable length (max.)	3 m (Input, output, battery control)

### Physical data

Width	76.2 mm / 3 inches
Height	168 mm / 6.614 inches
Depth	175.5 mm / 6.909 inches

### Mechanical data

Mounting type	Screw mount
---------------	-------------

### Material data

Fire load	0 MJ
Weight	3079 g

### Environmental requirements

Ambient temperature (operation)	-10 ... +40 °C
Ambient temperature (storage)	-20 ... +40 °C
Relative humidity	5 ... 80 % (no condensation permissible)

### Standards and specifications

Conformity marking	CE
Standards/specifications	VdS-tested battery UL 508

### Commercial data

Product Group	6 (INTERFACE ELECTRONIC)
eCl@ss 10.0	27-05-04-03
eCl@ss 9.0	27-05-04-03
ETIM 9.0	EC000357
ETIM 8.0	EC000357
PU (SPU)	1 pcs
Packaging type	Box
Country of origin	DE
GTIN	4045454916626
Customs tariff number	85072080900

**Environmental Product Compliance**

CAS-No.	7439-92-1
REACH Candidate List Substance	Lead
RoHS Compliance Status	Compliant, No Exemption
SCIP notification number (Austria)	7b6472ef-42de-45f6-bf0e-be8b9ac48c25
SCIP notification number (Belgium)	07ed6b0d-a231-4e2f-b8d7-3ac2403e53c3
SCIP notification number (Bulgaria)	d9957315-79a3-467a-a5f9-31c4d6b5ba88
SCIP notification number (Czech Republic)	ee47c3b9-2f0b-430c-92f3-ca7236dd3a5a
SCIP notification number (Denmark)	4f92bd01-ef69-47c1-aab5-8b6d06e3d0eb
SCIP notification number (Finland)	0294daf7-25b3-4dd1-a10c-8a4547363b54
SCIP notification number (France)	10201498-261f-4956-95f2-aaa90544e30c
SCIP notification number (Germany)	38458ceb-5763-43a6-93cc-f05a51477e61
SCIP notification number (Hungary)	3ca9a168-305f-4c20-9e34-196878f02e77
SCIP notification number (Italy)	fe08e321-647a-46a9-96f0-6e8342a4c2ad
SCIP notification number (Netherlands)	adb489ff-bed5-4b65-b460-44e5d1c1e054
SCIP notification number (Poland)	fa986362-c788-4500-bd29-f4fd52521496
SCIP notification number (Romania)	978a05a9-df26-40b6-928c-1b01d5ce4682
SCIP notification number (Sweden)	981fe31d-cc9a-40f7-a7a8-8e63a9cb11a1

**Approvals / Certificates**

General approvals			Declarations of conformity and manufacturer's declarations		
Approval	Standard	Certificate Name	Approval	Standard	Certificate Name
EAC GZO Almaty Standart	TP TC 020/2011	EAC CoC 03081	EU-Declaration of Confor- mity WAGO GmbH & Co. KG	-	-
UL Underwriters Laboratories Inc.	UL 508	E255817 UR			





**Downloads**

Environmental Product Compliance	
Compliance Search	
Environmental Product Compliance 787-871	<a href="#">↓</a>

**Documentation**

Bid Text				Instruction Leaflet			
787-871	12.07.2019	xml 5.50 KB	<a href="#">↓</a>	Bleigel-Akku-Modul	23.03.2022	pdf 574.72 KB	<a href="#">↓</a>
787-871	12.07.2019	docx 21.02 KB	<a href="#">↓</a>				
ausschreiben.de 787-871			<a href="#">↓</a>				

## CAD/CAE-Data

CAD data	CAE data
2D/3D Models 787-871 	EPLAN Data Portal 787-871 
	WSCAD Universe 787-871 
	ZUKEN Portal 787-871 

## 1 Compatible Products

## 1.1 Optional Accessories

## 1.1.1 Marking

## 1.1.1.1 Marking strip

**Item No.: 210-831**

Marking strips; on reel; 2.3 mm wide; plain; Self-adhesive; white

**Item No.: 210-832**

Marking strips; on reel; 3 mm wide; plain; Self-adhesive; white

## 1.1.2 Power supply

## 1.1.2.1 Uninterruptible power supply

**Item No.: 787-1675**

Switched-mode power supply with integrated charger and controller; Classic; 1-phase; 24 VDC output voltage; 5 A output current; communication capability

**Item No.: 787-870**

UPS charger and controller; 24 VDC input voltage; 24 VDC output voltage; 10 A output current; LineMonitor; communication capability

**Item No.: 787-875**

UPS charger and controller; 24 VDC input voltage; 24 VDC output voltage; 20 A output current; LineMonitor; communication capability

## 1.1.3 Tool

## 1.1.3.1 Operating tool

**Item No.: 210-720**

Operating tool; Blade: 3.5 x 0.5 mm; with a partially insulated shaft; multicoloured